

REGISTER FOR THE

**PROJECT E-CUL-TOURS: MANAGING CULTURAL
HERITAGE IN TOURISM COURSE**

(ADMINISTERED BY DALARNA UNIVERSITY, SWEDEN)



Co-funded by the
Erasmus+ Programme
of the European Union

Project Reference Number: 2017-1-DE01-KA203-003524

Please follow the instructions below to:

- 1 Create an account
- 2 Enroll for the course

** If at any time you have problems, then please email support@du.se **

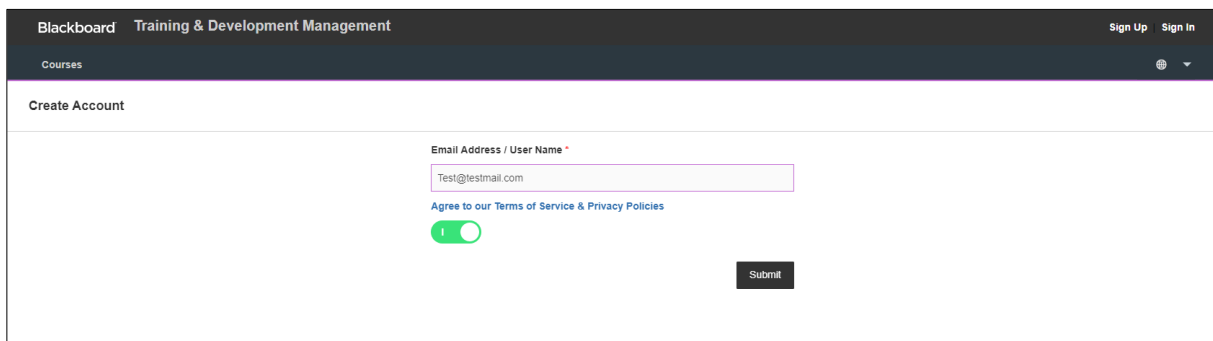
Start by accessing the website (clickable link):

<https://mooc.du.se/webapps/bbgs-cloud-portal-BB58bb1752f3dab/app/portal/>

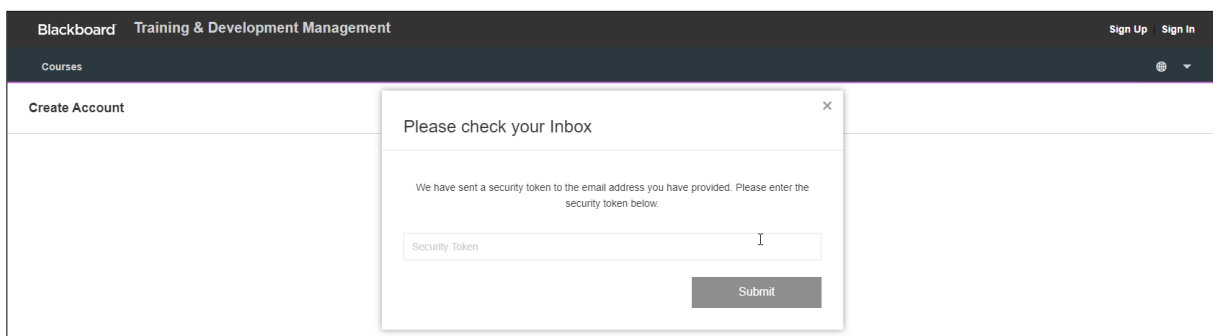
Next start to create your account by clicking on **Sign up**:



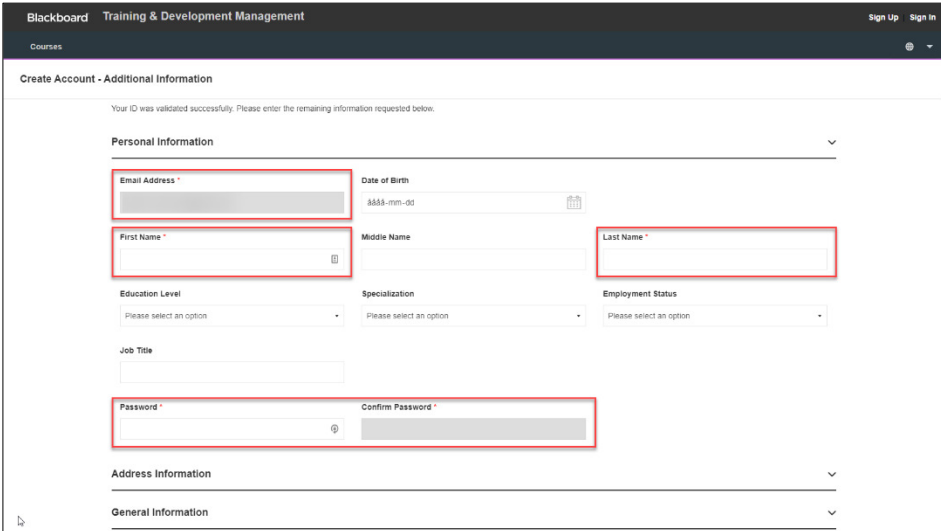
Type in your email address and click on **Submit**:



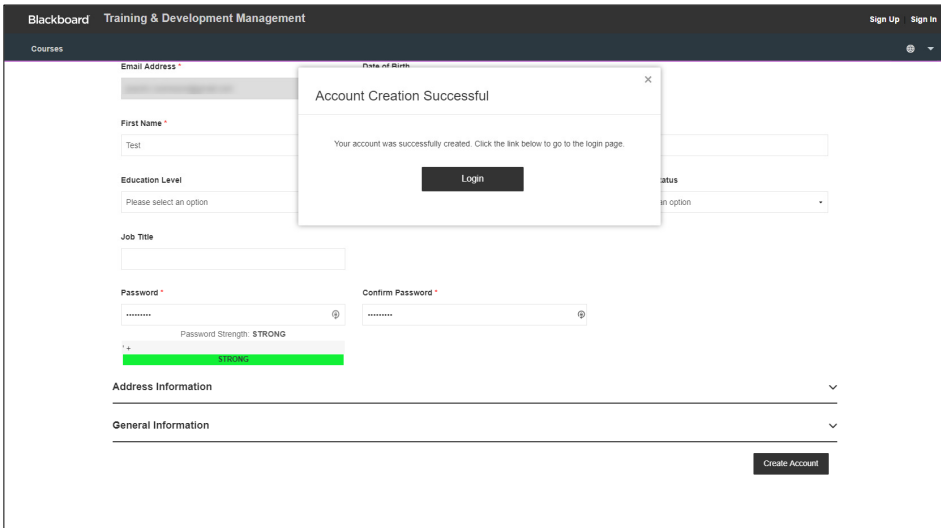
Check your inbox for a confirmation email. Enter the code and click on **Submit**:



Enter the other information. Note that the marked fields (red) are obligatory, see below:



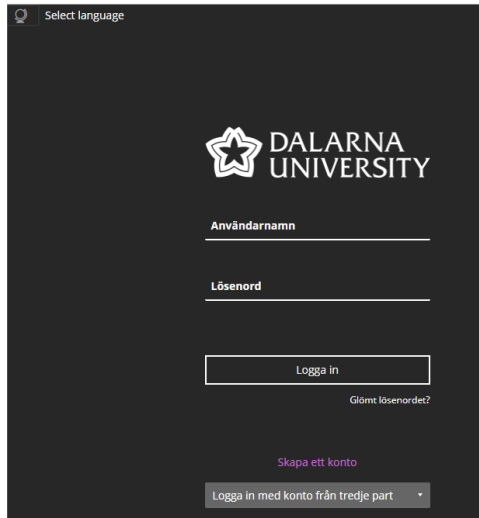
Click on **Create Account** at the bottom of the window, after which you will see the 'Account Creation Successful' message:



Click on **Login** (see image above)

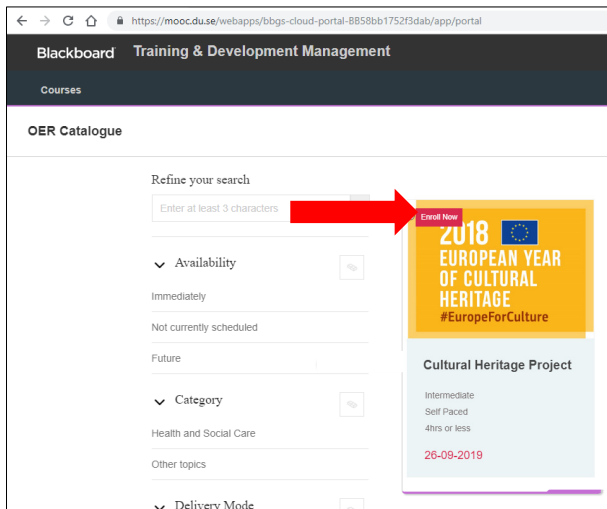
You will now see the window shown on the right.

Click on **Select language** (top left of screen) and change to English, then to log in with your user name and password.

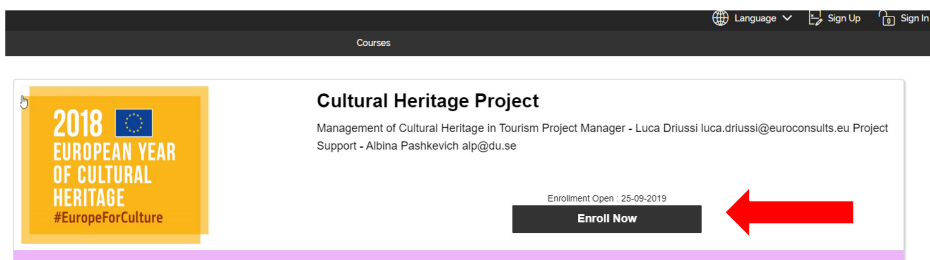


Now you are ready to **apply for the course**:


In the catalogue, choose the course you want to apply for and click on **Enroll Now** (small box at top of course info box, see red arrow below).



In this window, click on **Enroll Now**:

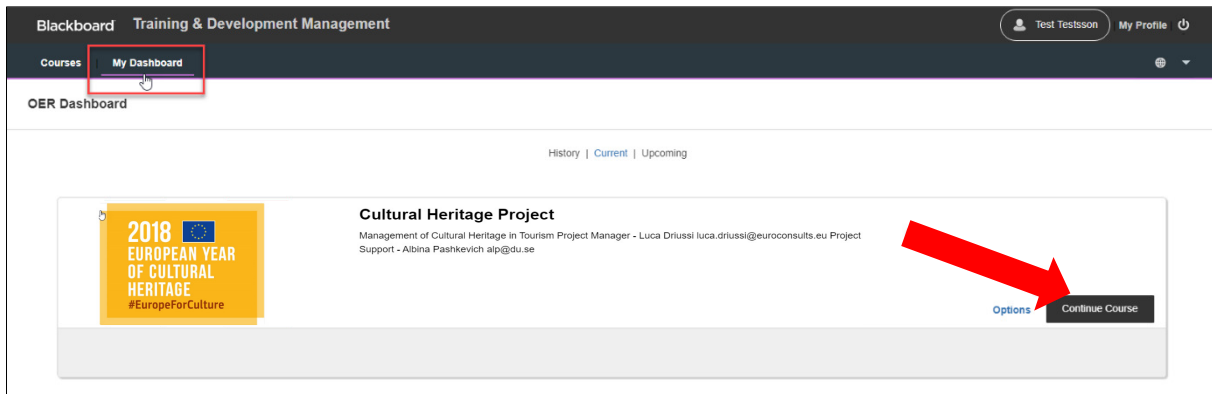


You should now see this window, click on **Go to My Course**.



This will bring you to "My Dashboard", which is an overview of the open courses you have applied for.

Click on *Continue Course* to go to the course room:



You will now see the start page for the course.

Please start by clicking on the **Course information** tab in the menu on the left where you will find 2 documents, one gives a course overview and the other instructs you how to use the course website and work with the course material.

Everything you need for the course is available via this website and accessed via the menu on the left.

